

# Member Survey 2010



1. For the typical ski season, how often do you participate in each activity? Please choose the response that most closely approximates how often you participate.							
	Rarely/Never	1-2 times a season	1-2 times a month	Weekly	More than once a week	Rating Average	Response Count
Backcountry skiing or snowboarding	18.9% (14)	12.2% (9)	<b>27.0% (20)</b>	18.9% (14)	23.0% (17)	3.15	74
Downhill resort skiing or snowboarding	20.3% (15)	14.9% (11)	18.9% (14)	<b>35.1% (26)</b>	10.8% (8)	3.01	74
Groomed, classic cross-country skiing	6.8% (5)	17.6% (13)	<b>32.4% (24)</b>	23.0% (17)	20.3% (15)	3.32	74
Groomed, skate skiing	<b>42.3% (30)</b>	9.9% (7)	7.0% (5)	22.5% (16)	18.3% (13)	2.65	71
Ungroomed cross-country skiing	<b>29.0% (20)</b>	24.6% (17)	27.5% (19)	10.1% (7)	8.7% (6)	2.45	69
Nordic racing - Cache Valley	<b>77.1% (54)</b>	11.4% (8)	10.0% (7)	1.4% (1)	0.0% (0)	1.36	70
Nordic racing - outside Cache Valley	<b>87.1% (61)</b>	10.0% (7)	2.9% (2)	0.0% (0)	0.0% (0)	1.16	70
Snowshoeing - backcountry	<b>71.0% (49)</b>	24.6% (17)	2.9% (2)	1.4% (1)	0.0% (0)	1.35	69
Snowshoeing - running	<b>94.2% (65)</b>	4.3% (3)	1.4% (1)	0.0% (0)	0.0% (0)	1.07	69
Snowmobiling	<b>87.0% (60)</b>	5.8% (4)	2.9% (2)	1.4% (1)	2.9% (2)	1.28	69
Snowmobile-assisted backcountry ski/snowboard	<b>84.1% (58)</b>	7.2% (5)	4.3% (3)	0.0% (0)	4.3% (3)	1.33	69
	<b>answered question</b>						<b>75</b>
	<b>skipped question</b>						<b>0</b>

2. How often do you participate in any of these winter recreation activities in the typical ski season?					
	Rarely/Never	Some Winters	Every Winter	Rating Average	Response Count
Winter camping	<b>46.5% (33)</b>	45.1% (32)	8.5% (6)	1.62	71
Yurt/hut trip - Cache Valley area	27.0% (20)	31.1% (23)	<b>41.9% (31)</b>	2.15	74
Yurt/hut trip - outside Cache Valley area	<b>47.2% (34)</b>	<b>47.2% (34)</b>	5.6% (4)	1.58	72
	<i>answered question</i>				<b>74</b>
	<i>skipped question</i>				<b>1</b>

3. Other than winter recreation activities, which category most closely approximates how often you participate in each of these activities?							
	Rarely/Never	1-2 times per season	1-2 times a month	Weekly	More than once a week	Rating Average	Response Count
Running - road	<b>38.0% (27)</b>	14.1% (10)	14.1% (10)	9.9% (7)	23.9% (17)	2.68	71
Running - trail	<b>36.6% (26)</b>	15.5% (11)	12.7% (9)	12.7% (9)	22.5% (16)	2.69	71
Mountain bikes - fitness/recreation	20.3% (15)	13.5% (10)	<b>31.1% (23)</b>	13.5% (10)	21.6% (16)	3.03	74
Mountain bike - racing	<b>91.0% (61)</b>	4.5% (3)	3.0% (2)	0.0% (0)	1.5% (1)	1.16	67
Road bike - fitness/recreation	21.1% (15)	9.9% (7)	19.7% (14)	23.9% (17)	<b>25.4% (18)</b>	3.23	71
Road bike - racing	<b>87.9% (58)</b>	9.1% (6)	1.5% (1)	0.0% (0)	1.5% (1)	1.18	66
Ultimate frisbee	<b>88.2% (60)</b>	5.9% (4)	1.5% (1)	2.9% (2)	1.5% (1)	1.24	68
Kayaking/canoeing	33.8% (25)	<b>41.9% (31)</b>	12.2% (9)	6.8% (5)	5.4% (4)	2.08	74
	<i>answered question</i>						<b>75</b>
	<i>skipped question</i>						<b>0</b>

4. What other human-powered recreational activities not listed in the previous questions do you participate in?		
		Response Count
		49
	<i>answered question</i>	<b>49</b>
	<i>skipped question</i>	<b>26</b>

5. Have you participated in any of the following NORDIC UNITED activities, this year or in past years?			
	YES	NO	Response Count
Skate or classic ski clinic	38.4% (28)	<b>61.6% (45)</b>	73
Ullr Chase	25.0% (18)	<b>75.0% (54)</b>	72
CROWBAR	21.6% (16)	<b>78.4% (58)</b>	74
Woman's day in the backcountry	2.7% (2)	<b>97.3% (71)</b>	73
Citizen's/fun race series	28.8% (21)	<b>71.2% (52)</b>	73
Green Canyon time trials	16.7% (12)	<b>83.3% (60)</b>	72
Winter Wildlands Alliance Film Festival	27.0% (20)	<b>73.0% (54)</b>	74
Winter Trails Day	12.7% (9)	<b>87.3% (62)</b>	71
Avalanche safety class	18.3% (13)	<b>81.7% (58)</b>	71
		<i>answered question</i>	<b>75</b>
		<i>skipped question</i>	<b>0</b>

6. Have you ever volunteered with Nordic United?					
			Response Percent	Response Count	
YES			47.3%	35	
NO			52.7%	39	
If YES, what kinds of activities (for example, served on board, taught Gen-XC, Winter Trails Day, etc.)				32	
				<i>answered question</i>	74
				<i>skipped question</i>	1

7. In the typical ski season, how often do you ski groomed trails at BEAVER BOTTOMS/SINK HOLLOW?								
	Rarely/Never	1-2 times a season	1-2 times a month	Weekly	More than once a week	Rating Average	Response Count	
Beaver Bottoms/Sink Hollow	19.7% (14)	28.2% (20)	<b>33.8% (24)</b>	15.5% (11)	2.8% (2)	2.54	71	
							<i>answered question</i>	71
							<i>skipped question</i>	4

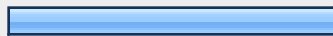

8. If you answered 1-2 times per season or more, please tell us what you like MOST about skiing at BEAVER BOTTOMS/SINK HOLLOW.		
	Response Count	
	53	
	<i>answered question</i>	53
	<i>skipped question</i>	22

9. If you answered 1-2 times per season or more, please tell us what you like LEAST about skiing at BEAVER BOTTOMS/SINK HOLLOW.		Response Count
		48
	<i>answered question</i>	48
	<i>skipped question</i>	27

10. In the typical ski season, how often do you ski groomed trails at GREEN CANYON?							
	Rarely/Never	1-2 times a season	1-2 times a month	Weekly	More than once a week	Rating Average	Response Count
Green Canyon	5.8% (4)	15.9% (11)	27.5% (19)	27.5% (19)	23.2% (16)	3.46	69
	<i>answered question</i>						69
	<i>skipped question</i>						6



11. If you answered 1-2 times per season or more, please tell us what you like MOST about skiing at GREEN CANYON		Response Count
		63
	<i>answered question</i>	63
	<i>skipped question</i>	12

12. If you answered 1-2 times per season or more, please tell us what you like LEAST about skiing at GREEN CANYON		
		Response Count
		59
<i>answered question</i>		59
<i>skipped question</i>		16

13. Did you ski groomed trails at the LOGAN COUNTRY CLUB this year after it was groomed?			
		Response Percent	Response Count
YES		50.0%	35
NO		50.0%	35
If YES, what comments do you have about skiing at LOGAN COUNTRY CLUB?			42
<i>answered question</i>			70
<i>skipped question</i>			5

14. Did you ski trails at SHERWOOD HILLS this year?			
		Response Percent	Response Count
YES		27.1%	19
NO		72.9%	51
If YES, what comments do you have about skiing at SHERWOOD HILLS?			22
<i>answered question</i>			70
<i>skipped question</i>			5

15. What other groomed Nordic ski areas have you skied regionally (Utah, Idaho, Wyoming)?		
		Response Count
		39
	<i>answered question</i>	39
	<i>skipped question</i>	36

16. Have you skied groomed Nordic areas that required a fee to use the trails?			
		Response Percent	Response Count
YES		61.8%	42
NO		38.2%	26
	<i>answered question</i>		68
	<i>skipped question</i>		7

17. For each aspect of NU's mission, please choose the response which best describes its importance to you on a scale from 1 (NOT AT ALL IMPORTANT) to 5 (VERY IMPORTANT).




	1 NOT AT ALL IMPORTANT	2	3	4	5 VERY IMPORTANT	Rating Average	Response Count
Sponsoring on-snow educational events such as Gen XC and ski clinics	4.1% (3)	5.5% (4)	16.4% (12)	32.9% (24)	<b>41.1% (30)</b>	4.01	73
Grooming trails for skate skiing	1.4% (1)	12.3% (9)	9.6% (7)	21.9% (16)	<b>54.8% (40)</b>	4.16	73
Grooming trails for classic cross-country skiing (2-track)	4.1% (3)	8.2% (6)	8.2% (6)	24.7% (18)	<b>54.8% (40)</b>	4.18	73
Participating in decision-making processes that affect winter recreation on public lands (advocacy)	1.4% (1)	2.7% (2)	9.6% (7)	20.5% (15)	<b>65.8% (48)</b>	4.47	73
Hosting off-snow events such as socials, community service projects, and film festivals	11.1% (8)	26.4% (19)	<b>30.6% (22)</b>	22.2% (16)	9.7% (7)	2.93	72
Working with agencies like the Forest Service and UDOT to improve backcountry access	1.4% (1)	4.2% (3)	13.9% (10)	18.1% (13)	<b>62.5% (45)</b>	4.36	72
Developing a permanent Nordic Center	6.8% (5)	13.7% (10)	26.0% (19)	21.9% (16)	<b>31.5% (23)</b>	3.58	73
	<b><i>answered question</i></b>						<b>73</b>
	<b><i>skipped question</i></b>						<b>2</b>

18. Of the same goals listed in Question 1 above, please RANK each goal in order of greatest importance to you, from 1 to 7. (1=MOST important, 7=LEAST important).



	Response Average	Response Total	Response Count
Sponsoring on-snow education - like GenXC and ski clinics	3.82	275	72
Grooming - skate skiing	3.13	222	71
Grooming - classic skiing	3.20	227	71
Participating in public lands decision-making (advocacy)	3.00	216	72
<b>Hosting off-snow events</b>	<b>5.78</b>	<b>416</b>	72
Working with agencies to improve backcountry access	3.56	256	72
Developing a permanent Nordic Center	5.07	365	72
	<i>answered question</i>		<b>72</b>
	<i>skipped question</i>		<b>3</b>

19. If NU were to pursue a permanent Nordic Center, how important are the following to you?								
	1 NOT AT ALL IMPORTANT	2	3	4	5 VERY IMPORTANT	N/A	Rating Average	Response Count
Variety of terrain	2.7% (2)	0.0% (0)	19.2% (14)	37.0% (27)	<b>41.1% (30)</b>	0.0% (0)	4.14	7
Length of trails	1.4% (1)	2.7% (2)	21.9% (16)	35.6% (26)	<b>38.4% (28)</b>	0.0% (0)	4.07	7
Proximity to Logan/Cache Valley	0.0% (0)	1.4% (1)	11.0% (8)	28.8% (21)	<b>58.9% (43)</b>	0.0% (0)	4.45	7
Proximity to Beaver Mountain	<b>27.4% (20)</b>	<b>27.4% (20)</b>	21.9% (16)	20.5% (15)	2.7% (2)	0.0% (0)	2.44	7
Elevation (consistency of snowpack)	0.0% (0)	1.4% (1)	23.3% (17)	28.8% (21)	<b>46.6% (34)</b>	0.0% (0)	4.21	7
Located on public land	<b>27.8% (20)</b>	11.1% (8)	<b>27.8% (20)</b>	16.7% (12)	15.3% (11)	1.4% (1)	2.80	7
Located on land closed to snowmobiling	12.3% (9)	8.2% (6)	6.8% (5)	15.1% (11)	<b>53.4% (39)</b>	4.1% (3)	3.93	7
Parking	0.0% (0)	12.7% (9)	<b>32.4% (23)</b>	29.6% (21)	23.9% (17)	1.4% (1)	3.66	7
Other (please specify)								
<b>answered question</b>								7
<b>skipped question</b>								

**20. What is the most you would be willing to pay for use of groomed skiing at a Nordic Center in Cache Valley, if it were available and a fee was charged? (Per day use.)**

		Response Percent	Response Count
Under \$5		28.8%	21
<b>\$5-\$10</b>		<b>65.8%</b>	<b>48</b>
\$11-\$15		5.5%	4
\$16-\$20		0.0%	0
More than \$20		0.0%	0
		<b><i>answered question</i></b>	<b>73</b>
		<b><i>skipped question</i></b>	<b>2</b>

**21. Are there other goals for Nordic United that you think are important?**

		Response Percent	Response Count
YES		21.4%	12
<b>NO</b>		<b>78.6%</b>	<b>44</b>
		If YES, please describe	18
		<b><i>answered question</i></b>	<b>56</b>
		<b><i>skipped question</i></b>	<b>19</b>



22. How satisfied are you with:								
	1 NOT AT ALL SATISFIED	2	3	4	5 VERY SATISFIED	Don't Know	Rating Average	Response Count
NU's current direction (past year)?	1.4% (1)	5.5% (4)	21.9% (16)	24.7% (18)	<b>34.2% (25)</b>	12.3% (9)	3.97	73
How NU is spending your membership fees?	1.4% (1)	4.1% (3)	9.6% (7)	28.8% (21)	<b>37.0% (27)</b>	19.2% (14)	4.19	73
Feel free to express your thoughts and opinions on this here.								20
<i>answered question</i>								<b>73</b>
<i>skipped question</i>								<b>2</b>



23. How many years have you lived in the Cache Valley area?	
	Response Count
	73
<i>answered question</i>	<b>73</b>
<i>skipped question</i>	<b>2</b>

24. How many people live in your household?	
	Response Count
	69
<i>answered question</i>	<b>69</b>
<i>skipped question</i>	<b>6</b>



25. Please tell us the ages and genders of the people living in your household, including you. For example: M43, F40, M13, F10		
		Response Count
		69
	<i>answered question</i>	69
	<i>skipped question</i>	6

26. How many people of the people in your household participate in winter recreation activities?		
		Response Count
		69
	<i>answered question</i>	69
	<i>skipped question</i>	6

27. Have you or other members of your household had an annual ski pass at Beaver Mountain Ski Resort within the last 3 years?			
		Response Percent	Response Count
Yes		68.1%	47
No		31.9%	22
If YES, how many people?			47
		<i>answered question</i>	69
		<i>skipped question</i>	6

28. Have you or other members of your household had an annual ski pass at any other DOWNHILL RESORT within the last 3 years?			Response Percent	Response Count
Yes			8.7%	6
No			91.3%	63
		If yes, where?		7
		<i>answered question</i>		69
		<i>skipped question</i>		6

29. How many children in your household participated in the GenXC youth cross-country lessons?			Response Count
			50
		<i>answered question</i>	50
		<i>skipped question</i>	25

30. Do you plan on moving away from Cache Valley in the next 1-3 years?			Response Percent	Response Count
Yes			23.5%	16
No			76.5%	52
		<i>answered question</i>		68
		<i>skipped question</i>		7

31. Thank you for completing our survey! If you are interested in helping us plan activities for next year or finding out the results of the survey, please attend our STRATEGIC PLANNING SESSION scheduled for Saturday, April 10, 2010. Contact Becca for more information, (rascully55@yahoo.com) Finally, please provide us with your email address (this is optional) to be entered in the drawing to WIN Nordic United gear.

		Response Count
		48
	<i>answered question</i>	48
	<i>skipped question</i>	27